



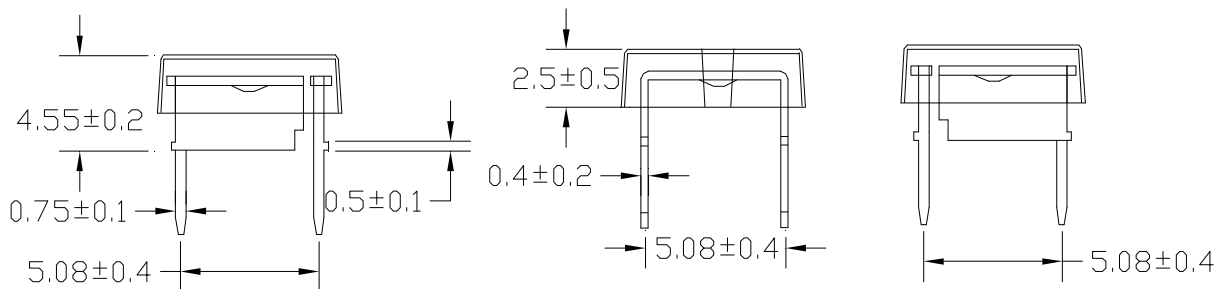
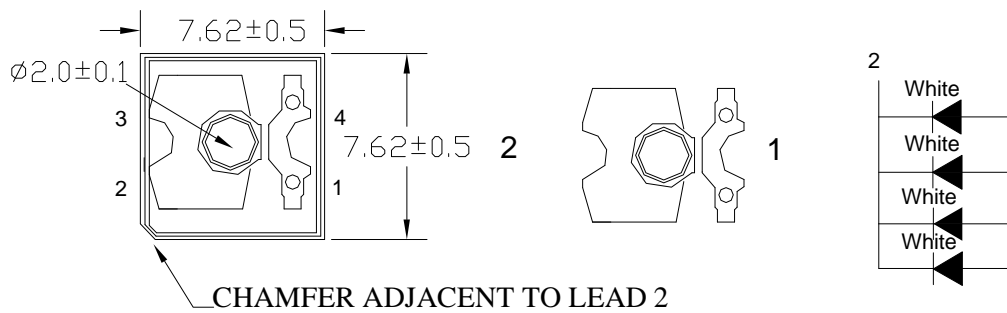
ATTENTION
OBSERVE PRECAUTIONS
FOR HANDLING
ELECTROSTATIC
DISCHARGE
SENSITIVE
DEVICES

➤ Features:

- Single color/单色
- High bright output/高亮度输出
- Low power consumption /低功耗
- High reliability and long life/
可靠性高,寿命长

➤ Descriptions:

- Dice material:
W/W/W: InGaN / InGaN /InGaN
- Device Outline: 7.6mmX7.6mm
- Emitting Color: Warm color white/暖白色
- Lens Type: White Diffuse/无色散射



NOTE:

1. All dimensions are millimeters/单位: mm.
2. Tolerance is +/-0.25mm unless otherwise noted/
没有标注的公差均为±0.25mm.

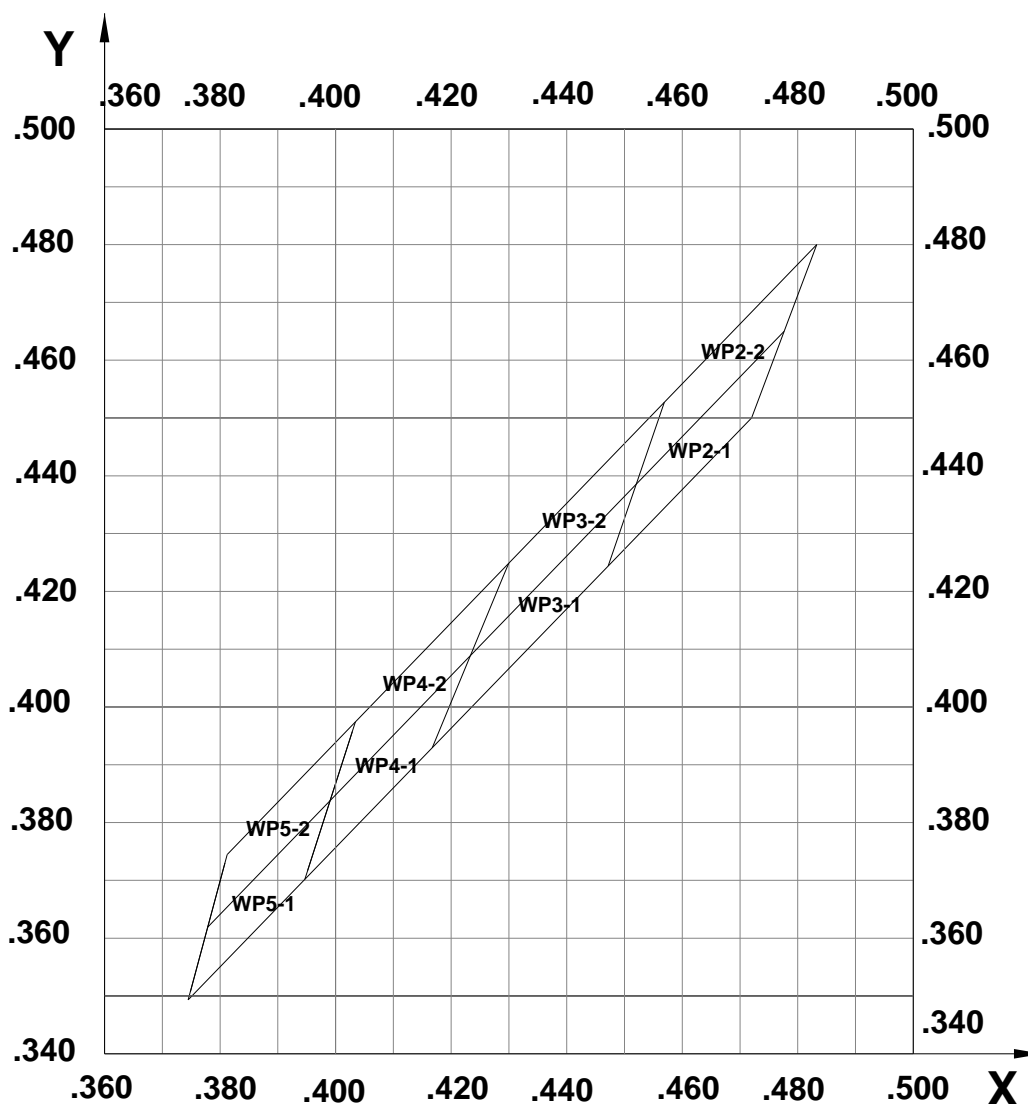
➤ **Absolute maximum ratings (Ta = 25°C)**

Parameter	Symbol	Test Condition	Value		Unit
			Min.	Max.	
Reverse Voltage/ 反向电压	V _R	I _R = 10 μ A	5	----	V
Forward Current/ 正向工作电流	I _F	----	----	80	mA
Power Dissipation/ 损耗功率	P _d	----	----	300	mW
Pulse Current/ 正向峰值电流	I _{peak}	Duty=0.1mS, 1kHz	----	150	mA
Operating Temperature/ 工作温度范围	T _{opr}	----	-45	+85	°C
Storage Temperature/ 储存温度范围	T _{str}	----	-40	+100	°C

➤ **Electrical and optical characteristics (Ta = 25°C)**

Parameter	Color	Symbol	Test Condition	Value			Unit
				Min.	Typ.	Max.	
Forward Voltage/ 正向电压	W	V _F	I _F = 80mA	----	3.2	3.6	V
Reverse Current/反向电 流	W	I _R	V _R = 5V	----	----	10	μ A
Luminous Intensity/ 光通量	W	I _v	I _F = 80mA	6.5	7.0	----	Lm
Viewing Angle/角度	W	2θ 1/2	I _F = 80mA	----	120	----	Deg.

➤ **Bin Grade Limits(IF=20mA) Characteristics (Ta=25°C)/分 BIN 图表**



WP2-1	x	0.4472	0.452	0.4776	0.472	WP2-2	x	0.452	0.4569	0.4833	0.4776
	y	0.4244	0.4386	0.465	0.450		y	0.4386	0.4527	0.480	0.465
WP3-1	x	0.4167	0.4233	0.452	0.4472	WP3-2	x	0.4233	0.430	0.457	0.452
	y	0.393	0.4089	0.4386	0.4244		y	0.4089	0.4249	0.4527	0.4386
WP4-1	x	0.3947	0.3990	0.4233	0.4167	WP4-2	x	0.3990	0.4034	0.430	0.4233
	y	0.3702	0.3838	0.4089	0.393		y	0.3838	0.3974	0.4249	0.4089
WP5-1	x	0.3745	0.3779	0.3990	0.3947	WP5-2	x	0.3779	0.3812	0.4034	0.3990
	y	0.3493	0.3619	0.3838	0.3702		y	0.3619	0.3745	0.3974	0.3838

➤ **Typical electrical/optical characteristic curves/光电特性曲线:**

Fig.1 正向电流 Vs. 正向电压

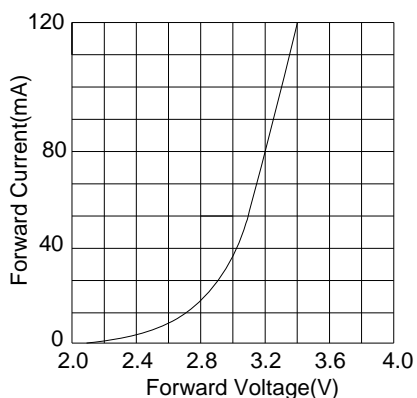


Fig.2 相对亮度 Vs. 正向电流

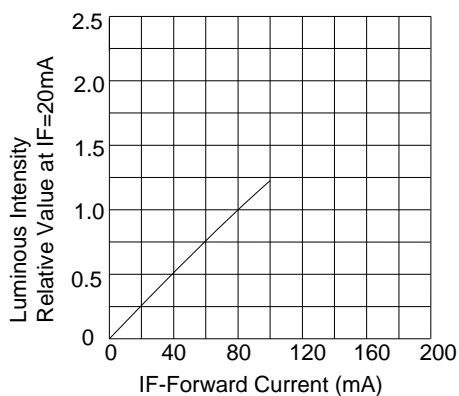


Fig.3 正向电流 Vs. 环境温度

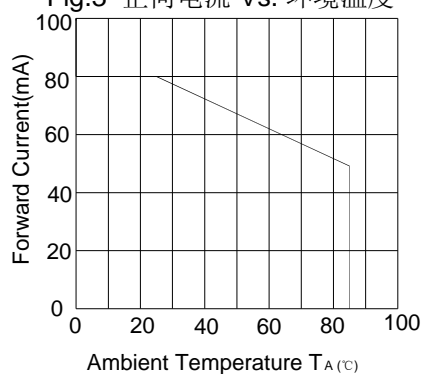


Fig.4 相对亮度 Vs. 环境温度

